



# Non-Targeted Analysis: What is it, how is it being used?

EPAZ Conference  
February 2024



**David A. Gratson, CEAC**  
*Associate Chemist*



# Presenter



**David A. Gratson, CEAC**

*Associate Chemist*

*505.660.8521*

*dgratson@envstd.com*

# Outline

---

- What is Non-Targeted Analysis (NTA)?
- History, how and why we got here
- High-Resolution Mass Spectroscopy (HRMS)
- Examples with focus on PFAS
- Take-away for Project Managers



# Non-Targeted Analysis (NTA)


---

- “... a theoretical concept that can be broadly defined as the characterization of the chemical composition of any given sample without the use of *a priori* knowledge regarding the sample’s chemical content.”
- Suspect Screening Analysis (SSA) “... the identification of chemicals and/or chemical classes detected by an instrument (*e.g.*, MS) by comparison to a pre-defined user list or library containing known chemicals of interest.”
- Not limited to GC or LC + HRMS, but that is **my** focus here.



# History/Background that led us to NTA and SSA

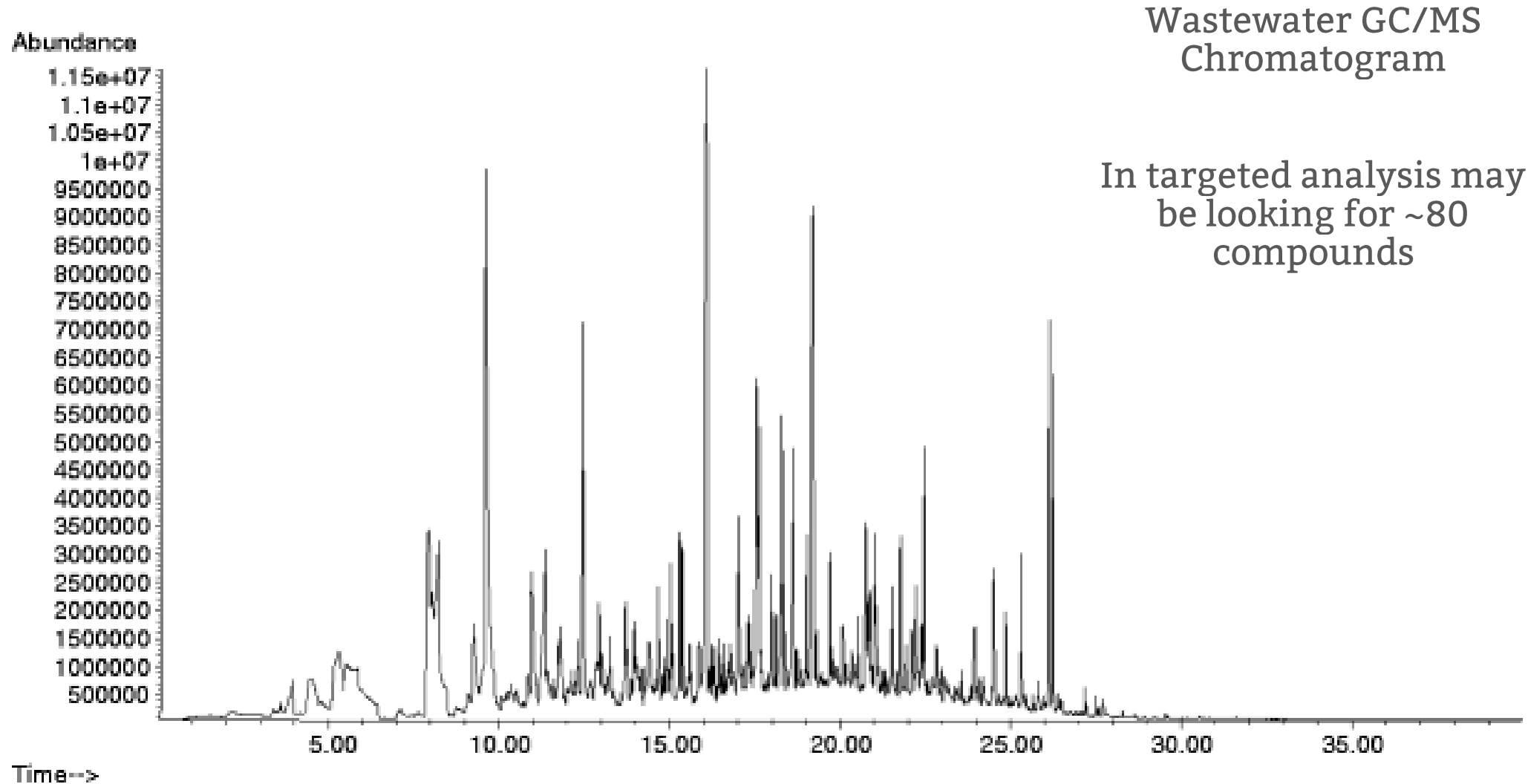
- 1962 – Silent Spring
- 1970-1980s
  - –CWA, SDWA, CAA
    - List of Priority Pollutants
    - Chemical contaminants with MCL/MCLGs
  - Gas Chromatography coupled to Mass Spectrometry (GC/MS)
- 2000s - Enhancement in GC & LC with MS
  - Library development and use with MS – tentatively identified compounds (TICs)
  - HRMS
- Computing Capability and Internet Sharing



Targeted Analysis

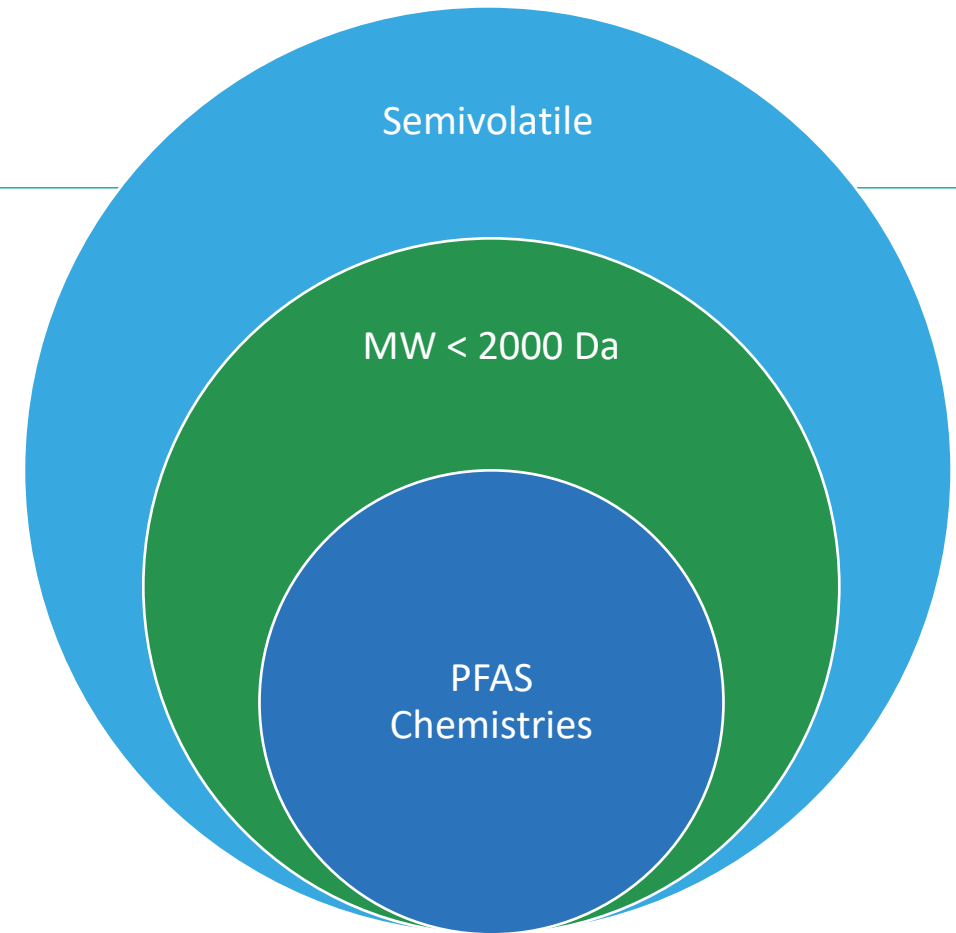


# Chemical Space



# Chemical Space

- Anthropogenic Organic Compounds
  - 100 million CAS entries
  - TSCA – 85,000 (1462 PFAS)
  - 30,000 – 70,000 chemicals in our households
  - SDWA lists 126 priority pollutants
- PFAS Speciated Methods
  - Method 1633 – 70 compounds
  - Data suggest they only account for 1-50% of total fluorine content
- Non-Speciated Methods
  - Method 1621 just released
  - Combustion Ion Chromatography (CIC)





# PFAS Chemical Space

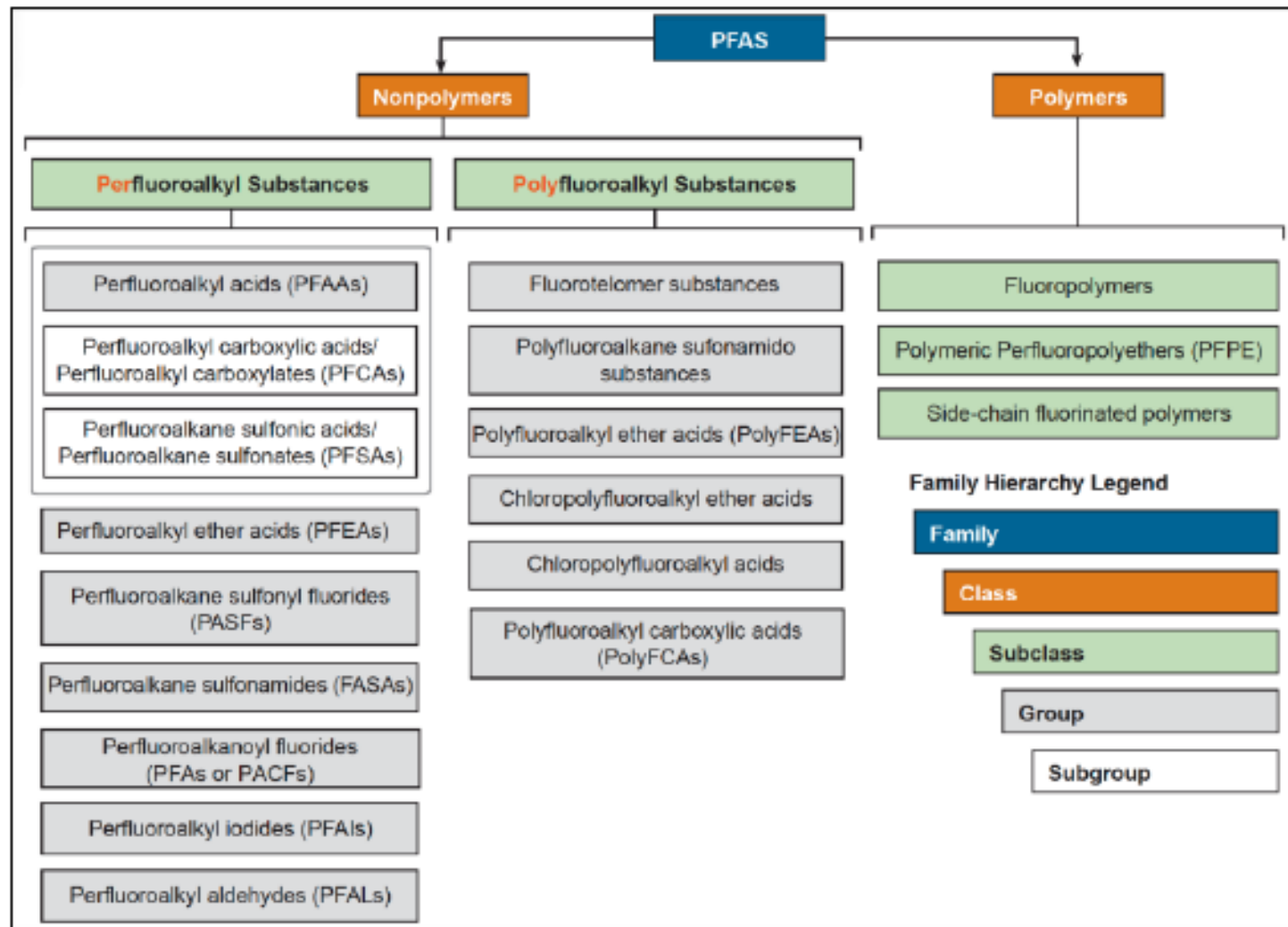


Figure 1. The PFAS Family.



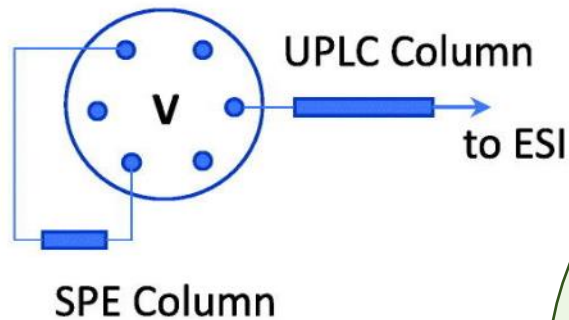

# Analysis Workflow

---

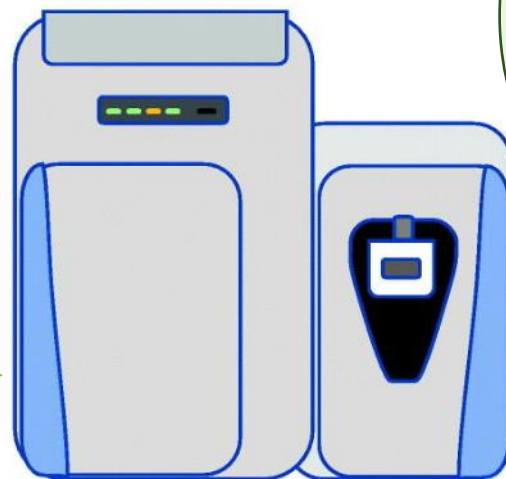
- Sample collection.
  - Volatility, suspended solids, preservation.
- Sample preparation, instrumentation, and search databases affect what can be seen and identified.
- In the PFAS space, there are also variations in preparation and instrumentation type and parameters that impact PFAS types.
  - Work with consulting chemists and the laboratory chemists to develop objectives and analytical path.
- Following data acquisition, preprocessing steps by laboratory, with your input, to reduce data quantity and complexity.
  - Prioritize what to look at and for; evaluate/subtract blanks.



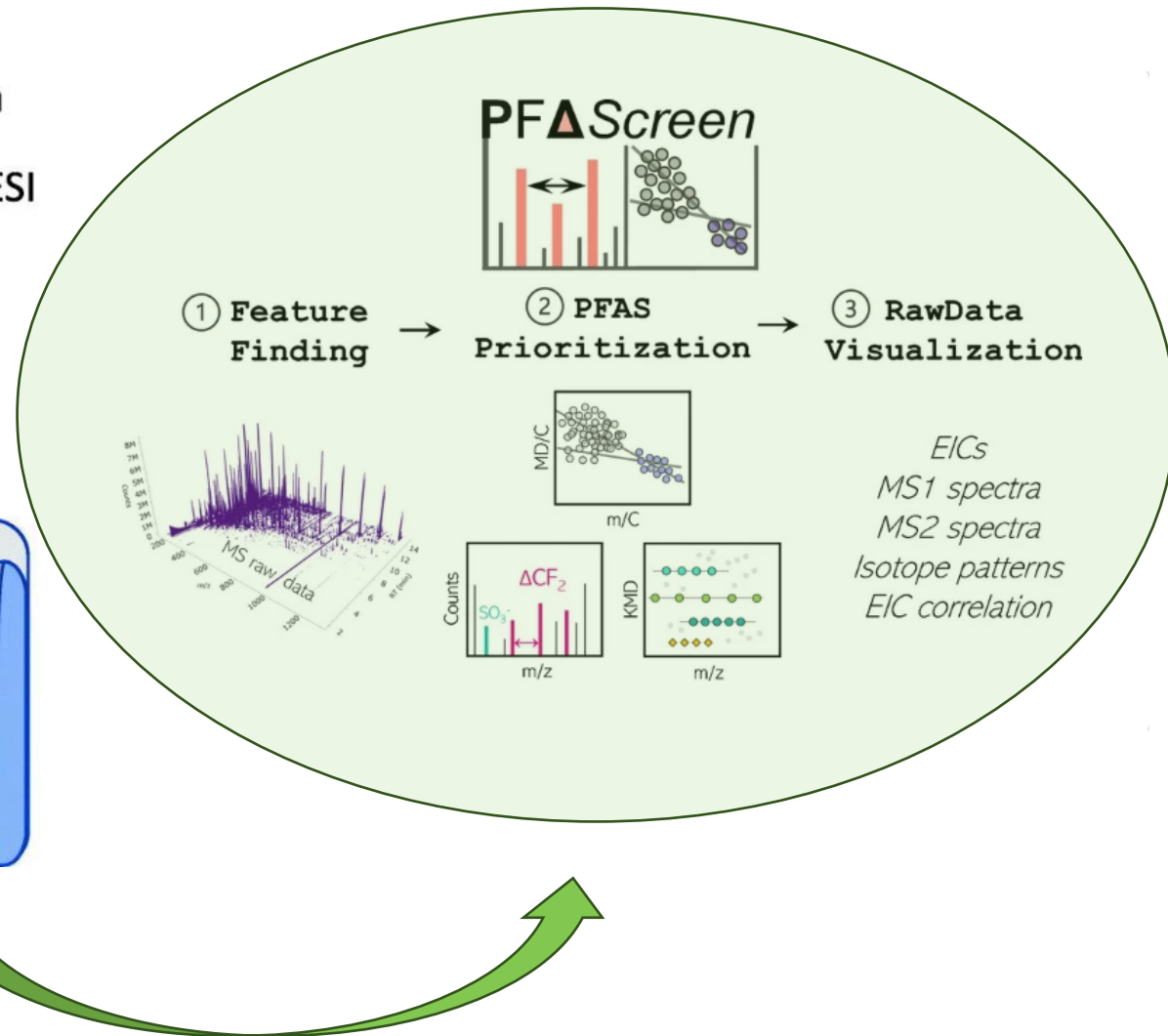
# Analysis Workflow (Cont.)



SPE



LC-MS (HRMS)



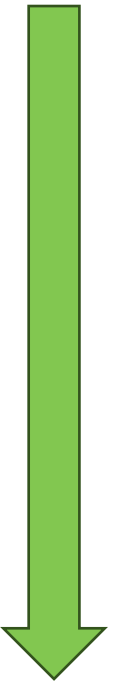
# Data Analysis – “Magical Black Box” for this Presentation

- Full-scan *versus* MS/MS fragmentation
- Data dependent (DDA) or data independent acquisition (DIA)
- MS<sup>n</sup>
- Mass Defect Identification
- Homologous Pattern Recognition
- Characteristic In-source Fragment Identification
- Characteristic Fragment Ion Flagging
- Fragment Mass Difference Measurements.

# Reporting -Identification/Confidence

- Non-targeted, typically no standards used, or available.
- Rely upon Levels that imply confidence.
  - **Level 5** – Exact masses of interest.
  - **Level 4** – Unequivocal molecular formula, insufficient information to propose possible structure(s).
  - **Level 3** – Candidate Structure. Possible, but gray, positional isomers. Class and possibly functional groups.
  - **Level 2** – Probable structure. Library match or diagnostic evidence. No other structure fits, but no standard or literature to support exact.
  - **Level 1** – Indistinguishable from reference standard. Ideal case, confirmation with a reference standard and matches in MS and chromatography.

Less  
Confidence



Highest  
Confidence

Schymanski et al. 2014, Charbonnet et al. 2022



Table 2. PFAS Tentatively Identified in Fume Suppressants and Effluent at Chrome Plating Facilities by UPLC-MS.

Chem. Ref. #	Tentatively Identified Compound Name	CASRN	Formula	DTXCID	Monoisotopic Mass (g/mol)	RT	Confidence
1	6:2 Fluorotelomer sulfonic acid (6:2 FTS)	27619-97-2	C8 H5 F13 O3 S	DTXCID7037711	427.9758	6.54	1
2	6:4 Fluorotelomer Sulfonic Acid (6:4 FTS)		C10 H9 F13 O3 S		456.0071	7.08	2b
3	4:2 Fluorotelomer sulfonic acid (4:2 FTS)	757124-72-4	C6 H5 F9 O3 S	DTXSID30891564	327.9814	4.14	1
4	8:2 Fluorotelomer sulfonic acid (8:2 FTS)	39108-34-4	C10 H5 F17 O3 S	DTXCID10114844	527.9697	7.73	1
5	Perfluorobutane sulfonic acid (PFBS)	375-73-5	C4 H F9 O3 S	DTXCID3010030	299.9502	2.83	1
6	Perfluorohexanesulfonic acid (PFHxS) - Linear	355-46-4	C6 H F13 O3 S	DTXCID2011859	399.9444	6.01	1
7	Perfluorohexanesulfonic acid (PFHxS) - Branched Isomer	355-46-4	C6 H F13 O3 S	DTXCID2011859	399.9444	5.81	1
8	Perfluoroheptanesulfonic acid (PFHpS)	375-92-8	C7 H F15 O3 S	DTXCID1039347	449.9406	6.74	1
9	Perfluorooctane sulfonic acid (PFOS) - Linear	1763-23-1	C8 H F17 O3 S	DTXCID1011864	499.9386	7.30	1
10	Perfluorooctane sulfonic acid (PFOS) - Branched Isomer	1763-23-1	C8 H F17 O3 S	DTXCID1011864	499.9387	6.90	1
11	Perfluorooctane sulfonic acid (PFOS) - Branched Isomer	1763-23-1	C8 H F17 O3 S	DTXCID1011864	499.9387	7.10	1
12	Perfluorooctane sulfonic acid (PFOS) - Branched Isomer	1763-23-1	C8 H F17 O3 S	DTXCID1011864	499.9386	7.15	1
13	Perfluoropentanoic acid (PFPeA)	2706-90-3	C5 H F9 O2	DTXCID9037612	263.9834	2.15	1
14	Perfluoropentanesulfonic acid (PFPeS)	2706-91-4	C5 H F11 O3 S	DTXCID4037613	349.9470	4.89	1
15	Perfluorocyclohexyl sulfonic acid	2106-55-0	C6 H F11 O3 S	DTXCID10197556	361.9471	4.87	3
16	Perfluoro-4-(perfluoroethyl)cyclohexylsulfonic acid	646-83-3	C8 H F15 O3 S	DTXCID70227328	461.9412	6.60	3
17	Perfluoro-4-(perfluoroethyl)cyclohexylsulfonic acid	646-83-3	C8 H F15 O3 S	DTXCID70227328	461.9412	6.39	3
18	Perfluoro-4-(perfluoroethyl)cyclohexylsulfonic acid	646-83-3	C8 H F15 O3 S	DTXCID70227328	461.9412	6.49	3
19	Perfluoro-4-(perfluoroethyl)cyclohexylsulfonic acid	646-83-3	C8 H F15 O3 S	DTXCID70227328	461.9412	6.72	3
20	1,2,2,3,3,4,5,5,6,6-Decafluoro-4-(trifluoromethyl)cyclohexanesulfonic acid	742-73-4	C7 H F13 O3 S	DTXCID20815698	411.9442	5.87	3
21	6:2 Fluorotelomer phosphate monoester	57678-01-0	C8 H6 F13 O4 P	DTXCID00200745	443.9800	6.38	2a
22	Chlorinated 6:2 Fluorotelomer sulfonic acid		C8 H4 Cl F13 O3 S		461.9367	6.96	2b
23	1,1,2,2,3,3,4,4-Octafluorobutane-1-sulphonic acid	70259-86-8	C4 H2 F8 O3 S	DTXCID801022285	281.9598	1.02	3

**Confidence:**

1= Confirmed by comparison with reference chemical

2a= Likely structure based on computerized spectrum match

2b= Likely structure based on manual interpretation of MS/MS spectrum

3= Tentative candidate or MS data insufficient for unequivocal identification beyond class (i.e. PFAS chemical)

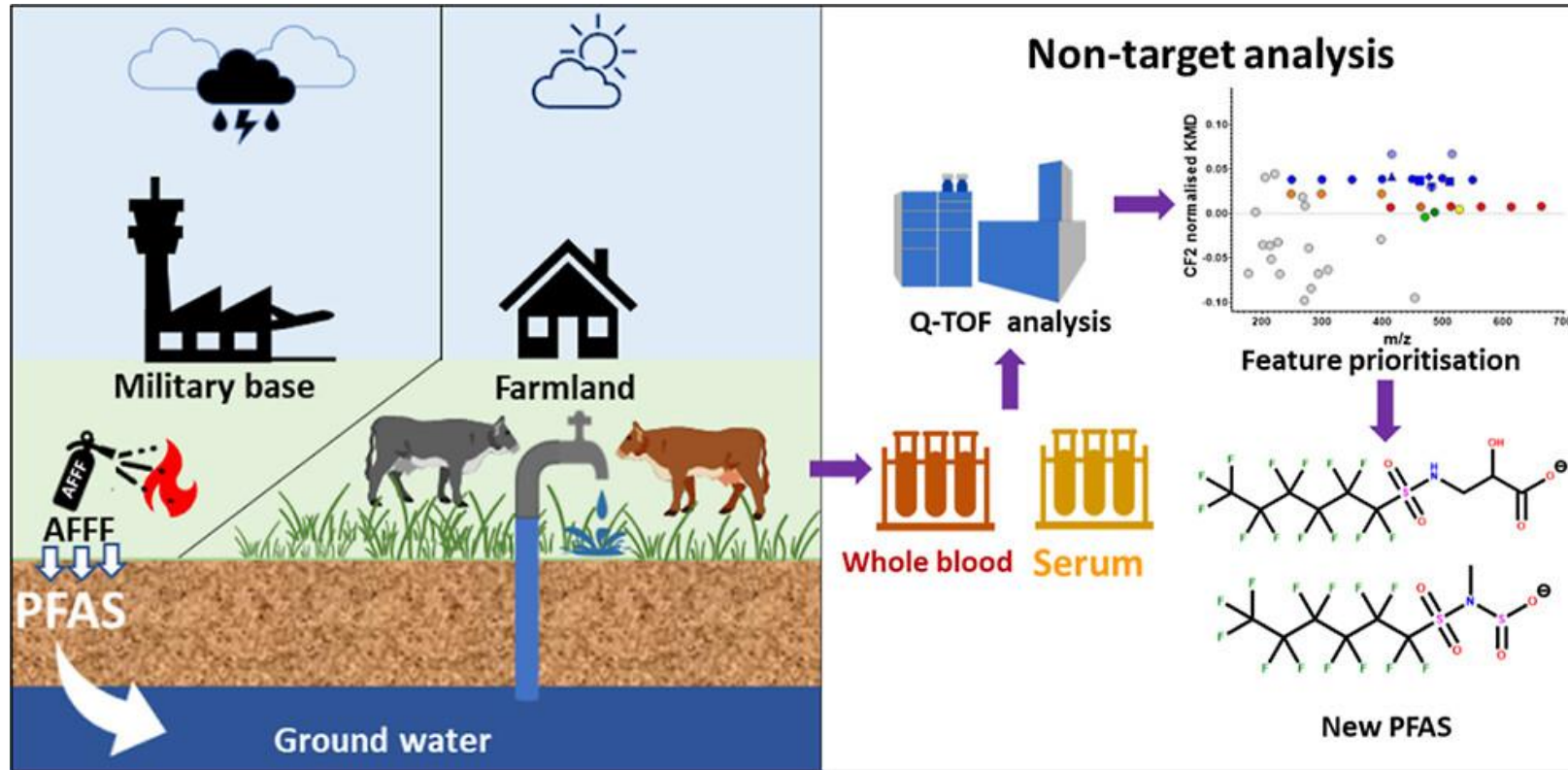
4 = Formula level identification only (MS/MS unavailable)

5= Exact mass level identification only (no predicted formula)

STUDY RESULTS: PFAS IN FUME  
SUPPRESSANT PRODUCTS AT CHROME  
PLATING FACILITIES EGLE June 2020



# PFAS Example - AFFF

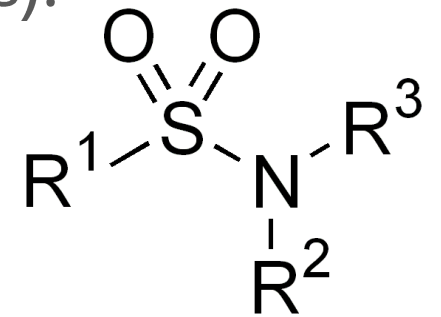


- AFFF contaminated GW and farmlands from firefighting training.
- Measured via NTA in whole blood, and serum from cattle exposed to GW.

Dewapriya, Pradeep et al 2023. <https://doi.org/10.1021/acs.est.3c03852>

# PFAS Example – AFFF (Cont.)

- AFFF used since 1960s, 3-6% by weight of PFAS chemistries.
- Studies using extractable organofluorine technique indicate ~50% of total mass not identified by target analysis.
- Prior studies of farm animal plasma via targeted analysis indicated sulfonic acids (PFSAs) > carboxylic acids (PFCAs).
- This NTA Study Identified:
  - 30 non-targeted PFAS chemistries with various confidence identified, including three novel compounds across two different groups:
    - Sulfonamido, sulfuramidous acids





# PFAS Example – WWTP

- Influent, effluent, downstream water samples.
- Negative and positive ionization.
- Blank contaminants electronically subtracted from samples.
- Suspect screening and NTA
  - Looked for target analytes first.
- Compared influent and effluent ratios (decrease or increase?).



<http://pubs.acs.org/action/showCitFormats?doi=10.1021/acs.est.8b03030>

Wang et al., 2018

# PFAS Example – WWTP (Cont.)

---

- 90 PFAS chemistries identified with varying levels of confidence.
- 15 “classes” of PFAS with Level 3 or greater confidence identified.
  - 12 “Legacy” PFAS compounds identified (PFOS, *etc.*).
  - 41 previously reported, covering 7 classes
  - 37 new compounds, covering 6 classes
- Only 1 compound appeared to have been removed by WWTP.
- 4 PFAS classes increased in WWTP – precursors?
- Chlorine-substituted perfluoroalkyl carboxylates (Cl-PFCAs) appear to be produced in the WWTP.



# PFAS Example – Semiconductor Associated

---

- Photolithography construction onto wafers has entailed use of PFAS chemistries.
  - Photoacid generators (PAGs), photosensitizers, antireflective coatings, rinse surfactants.
- In 2017, PFOS was “eliminated” from manufacturing<sup>1</sup>, and commitment was made to phase out PFOA and related by 2025.
- Study<sup>2</sup> focused on acidic and neutral PFAS chemistries.
- Ten WW samples from five semiconductor plants 2020-2021.
- Target analysis via isotopic dilution.

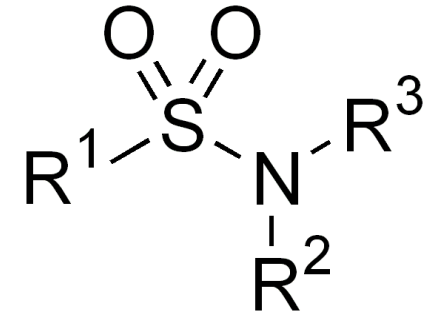
1 – World Semiconductor Council, 2017

2 – <https://doi.org/10.1021/acs.est.3c04435?urlappend=%3Fref%3DPDF&jav=VoR&rel=cite-as>

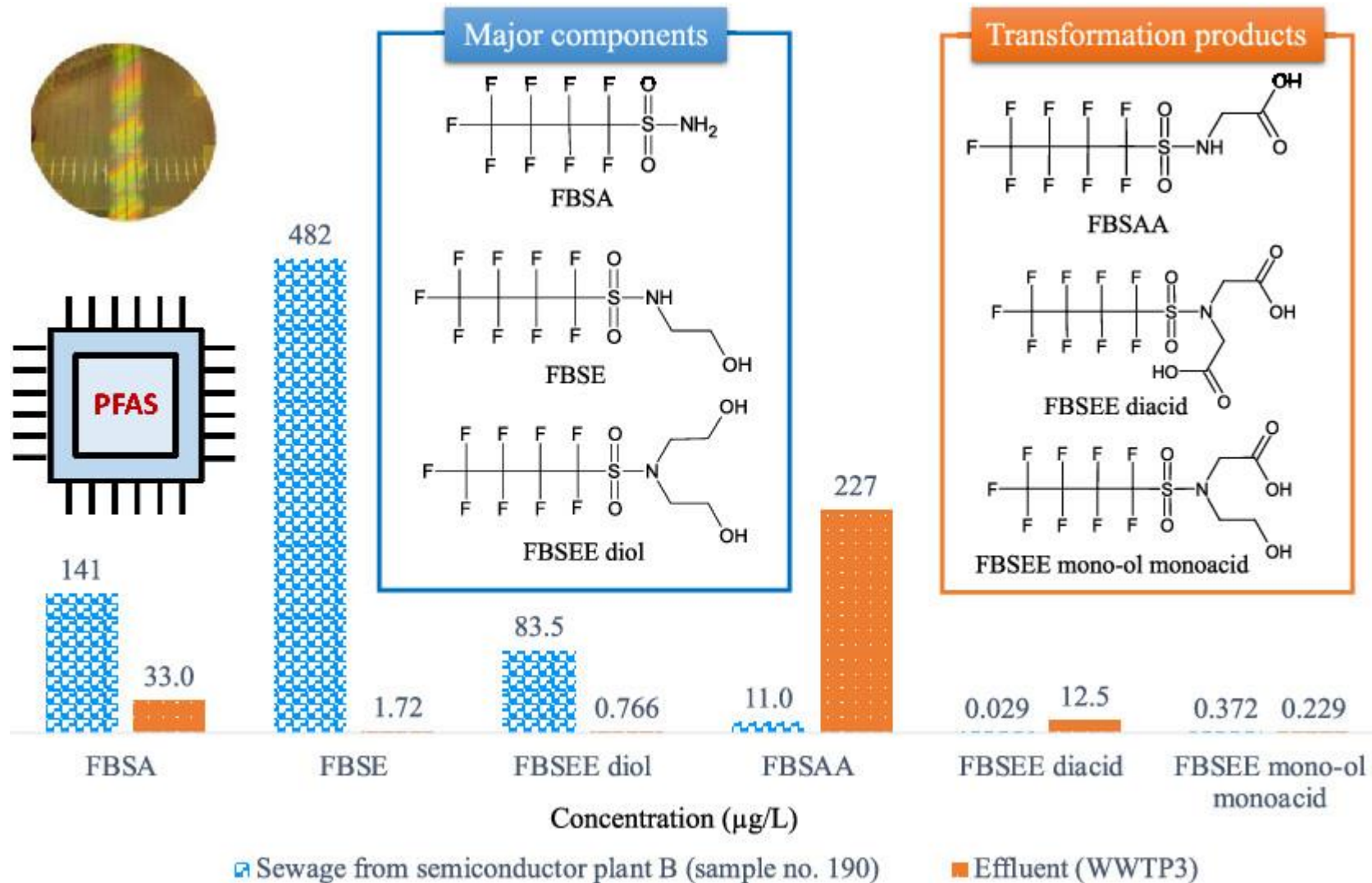


# PFAS Example – Semiconductor Associated (Cont.)

- 20 PFAS compounds identified, 15 for the first time associated with semiconductors.
- Primarily C<sub>4</sub> sulfonamido derivatives up to 480 µg/L. Three ultra-short chain (C<sub>2</sub>-C<sub>4</sub>) identified 0.004 – 20 µg/L.
- Propose conversion of alcohols to acids during aerobic treatment.
- Sulfonamido compounds made up ~90% of total, yet prior data focused on carboxylic acids, which was minor component.
- Aerobic degradation can result in C<sub>4</sub> target end products (*e.g.*, PFBS, PFBA).



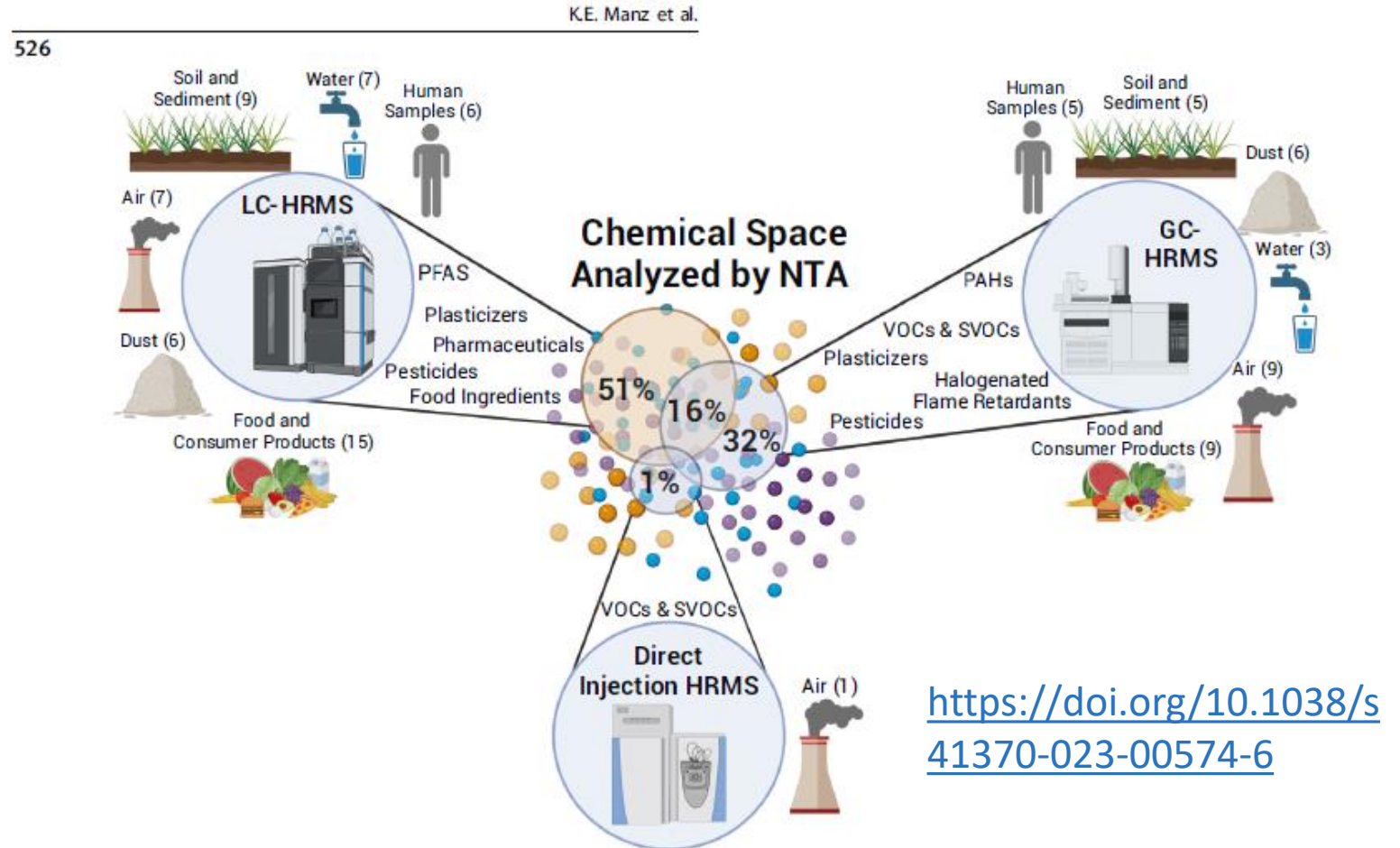
# PFAS Example – Semiconductor Associated (Cont.)





# Technical Take-Away

- Allows us to open up the chemical space.
- ~6000 PFAS chemicals vs ~100 by targeted analysis.
- Identify novel compounds for risk, remediation, fate and transport.



**Fig. 1** Schematic diagram of the chemical space analyzed by HRMS using NTA. The number and percentage of studies using liquid chromatography (LC), gas chromatography (GC), or direct injection paired with high-resolution mass spectrometry (HRMS) are shown, including the types of chemicals that were detected and the media that have been characterized using each approach. Figure created with BioRender.com.

# Contracting and Interpretation Take Away

- Have the end in mind, what you are looking for and why, legal implications.
- Start with indication that target analysis is insufficient – non-speciated (Method 1621) *versus* speciated (targeted) analysis.
- Cost may be unit + time & materials (interpretation).
- Reported data should/will include Confidence Levels of compound identification.
- Non-quantitative, only provides compound types and potential names. Greatly reduces potential for false positives.
- Data files are akin to retaining a sample, can be used later for retrospective analysis and interpretation. Retain files.
- Reproducibility of NTA, due to the multiple data processing options, is challenging. This would hopefully preclude regulations that codify or require the use of NTA.





Thank you.  
Questions?



**David A. Gratson, CEAC**

*Associate Chemist*

*505.660.8521*

*dgratson@envstd.com*

# References

- Manz et al 2023. Non-targeted analysis (NTA) and suspect screening analysis (SSA): a review of examining the chemical exposome. <https://doi.org/10.1038/s41370-023-00574-6>
- Dewapriya, Pradeep et al 2023. Novel Per- and Polyfluoroalkyl Substances Discovered in Cattle Exposed to AFFF-Impacted Groundwater. <https://doi.org/10.1021/acs.est.3c03852>
- Wang et al 201. Suspect and Nontarget Screening of Per- and Polyfluoroalkyl Substances in Wastewater from a Fluorochemical Manufacturing Park. <https://doi.org/10.1021/acs.est.8b03030>
- Chen, Yi-Ju et al 2024. Emerging Perfluorobutane Sulfonamido Derivatives as a New Trend of Surfactants Used in the Semiconductor Industry. <https://doi.org/10.1021/acs.est.3c04435>
- [GitHub - JonZwe/PFAScreen: PFAScreen is an open-source Python based non-target screening software tool.](#)
- Targeted and Nontargeted Analysis of PFAS in Fume Suppressant Products at Chrome Plating Facilities. Michigan EGLE June 2020
- Best Practices for Non-Targeted Analysis. <https://nontargetedanalysis.org/>

